

An American flag is shown waving in the wind against a dark blue background. The flag is the central focus, with its stars and stripes clearly visible. The text is overlaid on the flag.

LET'S PRESERVE THE AMERICAN DREAM

*2023 Nationwide Voter File
Bond Ratings Report*



THE GOAL

Our objective was to determine the accuracy and validity of voter files in the United States.

To achieve this, we collected raw voter files directly from each state's supervisor of elections and developed a bond rating system based on several factors outlined in our methodology statement.

This project is ongoing and is not complete. We plan on collecting raw voter files on a rolling basis through the end of 2024.

METHODOLOGY

2023 Bond Rating Report

To score each state's voter file, we needed a method to identify which states were missing information that most other states provided. The aggregate score considers three key factors: demographics (e.g., race, gender, age), voter history (e.g., general, primary, local, party, vote method), and personal contact details (e.g., phone, email).

For instance, if 25 states provided gender information, Florida would receive 25 points for having that data in their voter file. Conversely, a state without gender information would be penalized 25 points.

BEHIND THE BOND RATINGS

DETAILS SCORE

The details score is derived from various tags on the file that include emails, phone numbers, unique IDs, county information, and registrations status.

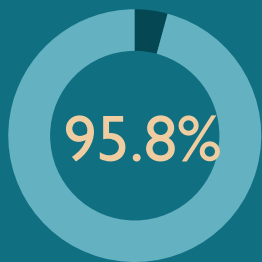
HISTORY SCORE

The history score considers the comprehensive collection and storage by each state concerning previous elections such as past general, primary and presidential election participation.

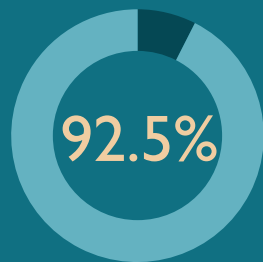
DEMO SCORE

The demographic scoring system incorporates the extent of available demographic data, encompassing factors such as gender, age, race, language, place of birth, and political affiliation.

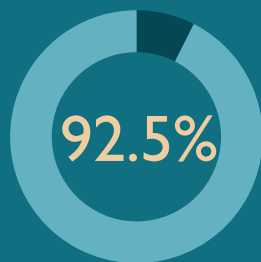
TOP 5 BOND RATED STATES:



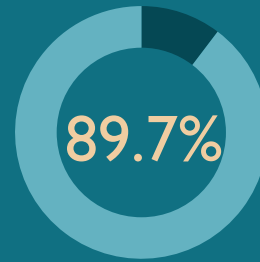
North Carolina



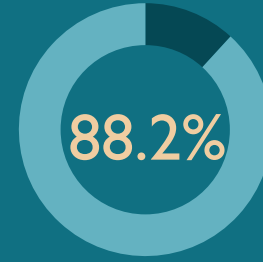
Florida



California



Colorado



Georgia

| STATE | DETAILS SCORE | HISTORY SCORE | DEMO SCORE | BOND RATING |
|----------------|---------------|---------------|------------|-------------|
| North Carolina | 237 | 205 | 111 | AAA |
| Florida | 237 | 186 | 111 | AAA |
| California | 241 | 186 | 107 | AAA |
| Colorado | 237 | 176 | 107 | AAA |
| Georgia | 226 | 205 | 78 | AAA |

Utilizing comprehensive voter details, history, and demographic information, the statewide voter files selected for analysis have consistently proven their exceptional capability in capturing pertinent data for contemporary political operations.

Notably, our highest-ranking state, North Carolina, achieved a flawless history and demographic score, while California boasted the most extensive and reliable voter detail information. In fact, the California file alone encompasses over half of the nation's available email addresses, making it an invaluable resource on a nationwide scale.

APPENDIX



- ✓ **Comprehensive Voter File Bond Rating**
- ✓ ***Detailed scoring sheet***

CONTACT ALEX@LPTAD.COM FOR ANY QUESTIONS

COMPREHENSIVE VOTER FILE BOND RATING

| STATE | DETAILS SCORE | HISTORY SCORE | DEMO SCORE | BOND RATING |
|----------------|---------------|---------------|------------|-------------|
| North Carolina | 237 | 205 | 111 | AAA |
| Florida | 237 | 186 | 111 | AAA |
| California | 241 | 186 | 107 | AAA |
| Colorado | 237 | 176 | 104 | AAA |
| Georgia | 226 | 205 | 78 | AAA |
| New Jersey | 226 | 205 | 75 | AAA |
| Pennsylvania | 194 | 205 | 104 | AA |
| Texas | 226 | 205 | 72 | AA |
| Virginia | 226 | 205 | 71 | AA |
| Utah | 237 | 186 | 75 | AA |
| Alabama | 245 | 174 | 78 | AA |
| Oklahoma | 226 | 186 | 75 | AA |
| West Virginia | 226 | 157 | 104 | AA |
| Arkansas | 235 | 176 | 75 | AA |
| New Mexico | 229 | 152 | 104 | A |
| Massachusetts | 226 | 155 | 104 | A |
| Connecticut | 194 | 186 | 104 | A |
| Michigan | 226 | 186 | 71 | A |

| STATE | DETAILS SCORE | HISTORY SCORE | DEMO SCORE | BOND RATING |
|---------------|---------------|---------------|------------|-------------|
| Ohio | 226 | 174 | 75 | A |
| Kansas | 241 | 126 | 104 | A |
| Tennessee | 184 | 205 | 78 | A |
| Rhode Island | 190 | 171 | 104 | B |
| Louisiana | 198 | 155 | 111 | B |
| Iowa | 237 | 123 | 104 | B |
| Montana | 233 | 186 | 42 | B |
| Maryland | 226 | 171 | 62 | B |
| New York | 226 | 123 | 104 | B |
| Indiana | 204 | 176 | 71 | B |
| Nevada | 240 | 123 | 75 | B |
| Arizona | 192 | 171 | 75 | B |
| Illinois | 192 | 174 | 71 | B |
| Idaho | 189 | 142 | 104 | B |
| Nebraska | 234 | 126 | 75 | B |
| New Hampshire | 179 | 176 | 75 | C |
| Minnesota | 198 | 186 | 42 | C |
| Missouri | 226 | 155 | 42 | C |

COMPREHENSIVE VOTER FILE BOND RATING CONT'D

| STATE | DETAILS SCORE | HISTORY SCORE | DEMO SCORE | BOND RATING |
|----------------|---------------|---------------|------------|-------------|
| Oregon | 187 | 155 | 75 | C |
| Maine | 226 | 112 | 75 | C |
| Delaware | 182 | 155 | 75 | C |
| South Dakota | 245 | 126 | 33 | C |
| Mississippi | 226 | 174 | 0 | D |
| Vermont | 226 | 92 | 42 | D |
| Alaska | 137 | 157 | 62 | D |
| Wisconsin | 242 | 152 | 0 | D |
| Kentucky | 136 | 92 | 104 | D |
| Washington | 226 | 0 | 71 | D |
| South Carolina | 184 | 0 | 111 | D |
| Hawaii | 226 | 0 | 2 | D |
| North Dakota | 135 | 92 | 0 | D |
| Wyoming | 45 | 47 | 62 | D |